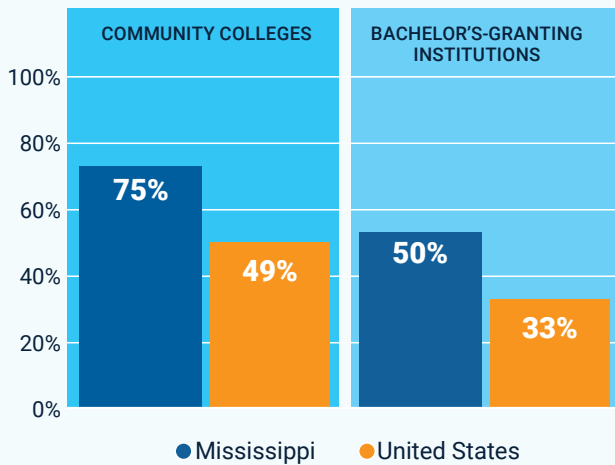


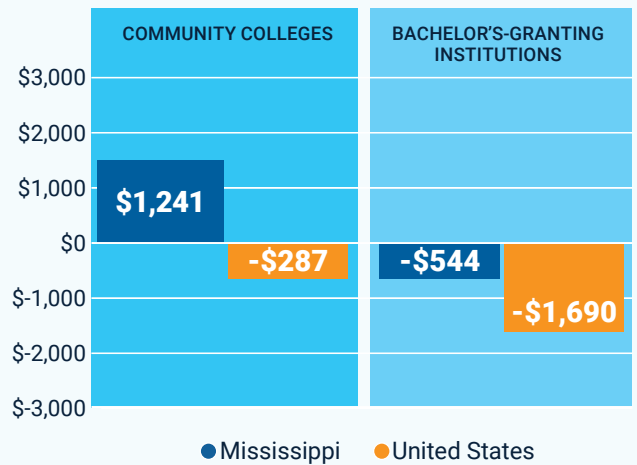
COLLEGE AFFORDABILITY IN MISSISSIPPI

NCAN's Growing Gap research documents the prevalence of "unaffordability" at public community colleges and bachelor's-granting institutions for students from low- and moderate-income families. The following charts demonstrate the affordability landscape of postsecondary education at the state level. When an institution's total price plus emergency expenses exceeds the sum of grants, loans, Federal Work Study, our proxy for EFC, and three months of summer earnings at minimum wage, NCAN refers to the remaining cost as an "affordability gap." The gap represents the average cost unmet by the various financial aid sources included in our model.

PERCENT OF AFFORDABLE INSTITUTIONS (2021-2022)



AVERAGE AFFORDABILITY GAPS (2021-2022)



National College Attainment Network, 2024. "The Growing Gap."

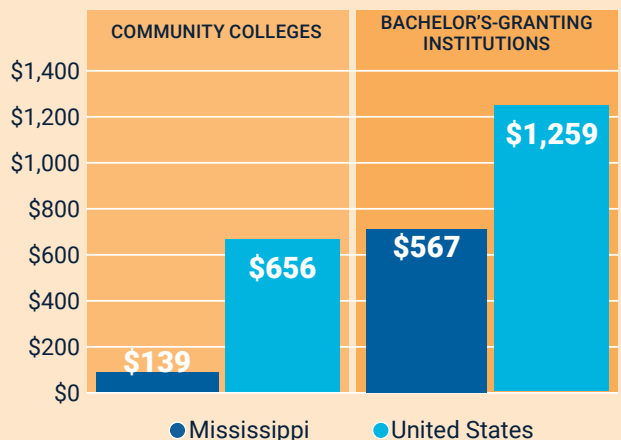
The **Pell Grant** is a federal need-based aid award that helps millions of students annually.



Federal Student Aid, Pell Grant 2021-2022 End of Year Report.

AVERAGE UNDERGRADUATE GRANT AID (PER FTE)

State grant programs are crucial for college access and success, and can be based on financial need, merit, or a variety of factors.



Source: SHEEO, 2023. State Higher Ed Finance Report.

COLLEGE ACCESS & COMPLETION IN MISSISSIPPI

The **Financial Application for Federal Student Aid (FAFSA)** determines eligibility for many types of financial aid. FAFSA completion is strongly associated with college enrollment. Nationally, 46% of high school seniors completed the FAFSA for the 2024-2025 cycle, as of June 30th, 2024

In the 2024-2025 FAFSA cycle, MISSISSIPPI RANKS

13th

in FAFSA Completion
(as of 6/30/24.)

Source: NCAN FAFSA Tracker. [NCAN.org/page/FAFSAt tracker](https://ncan.org/page/FAFSAt tracker).

50%

of high school seniors in MISSISSIPPI

completed a FAFSA for the 2024-2025 cycle
(as of 6/30/2024.)

Source: NCAN FAFSA Tracker. [NCAN.org/page/FAFSAt tracker](https://ncan.org/page/FAFSAt tracker).

THE MISSISSIPPI CLASS OF 2023 LEFT

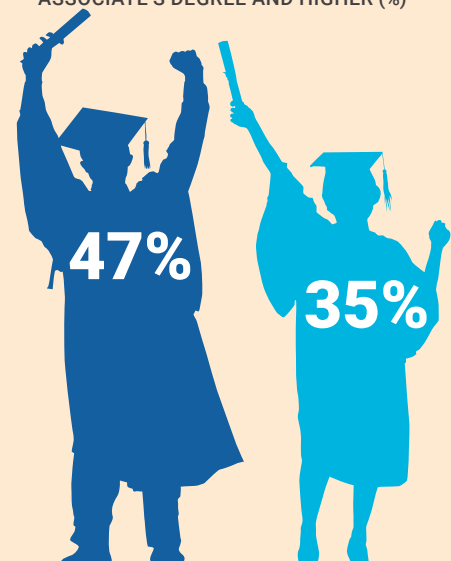
\$40 million

in Pell Grants **UNCLAIMED,**
by not completing a FAFSA.

NCAN, 2024. "Pell Dollars Left on the Table."

This chart reflects **degree attainment** (including an associate's degree or higher,) for adults ages 25 and older.

DEGREE ATTAINMENT FOR ADULTS (AGES 25+) ASSOCIATE'S DEGREE AND HIGHER (%)



● United States ● Mississippi

Source: United States Census Bureau, 2022. American Community Survey.